


Your Legacy Creators

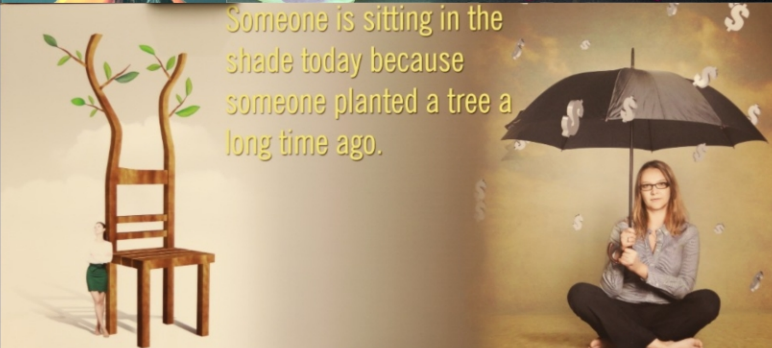
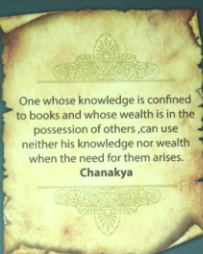
With a focus on compounding your investments
and helping you achieve financial freedom,
we as mathematicians of investing
and legacy creators introduce you to...



K R I I S

The Portfolio Management Company

RULE NO 1: NEVER LOSE MONEY
RULE NO 2: NEVER FORGET RULE NO.1



Someone is sitting in the shade today because someone planted a tree a long time ago.

ABOUT KRIIS

Knowledge of **R**akesh's **I**nnovative **I**vestment **S**trategies

One man and his amazing rewarding Investment strategies with one goal to create wealth for his investors with transparency & integrity that's -

KRIIS - The Portfolio Management Company

KRIIS Portfolio Private Limited is a SEBI registered (SEBI #INP000006545) Portfolio Management Company, providing 360° holistic basket of services, all engineered to take care of your financial health.

Our aim is to grow and preserve your wealth with integrity and transparency, through investment management, financial planning, tax advisory, retirement planning, estate planning and more.

OUR MANAGEMENT & LEADERSHIP TEAM



CA Rakesh Doshi

Promoter, Managing Director & Fund Manager at KRIIS

CA Rakesh Doshi is a leading advisor in the financial service space. He has done his Bachelor of Commerce from University of Mumbai and is a qualified Chartered Accountant & Wealth Manager from The Institute of Chartered Accountants of India. He spearheads various companies engaged in portfolio & wealth management, tax & corporate advisory, and non-banking financial services.

As Principal Officer & Fund Manager, his passion to compound wealth through value investing has been the key motive behind the inception of KRIIS. With over 20 years of expertise in Indian equities, he brings to the profession discipline, vigor, passion, and an ability to identify winners.

At KRIIS he plays a key role in modelling & monitoring performances of portfolios. He is a personalized 360° financial advisor to HNIs & UHNIs and corporates on their strategic and financial needs.


CA Funali Doshi

Director - Advisory Capacity

A visionary leader, CA Funali Doshi has always designed pathways that transform vision into reality. She has done her Bachelors in Commerce from R.A. Podar College of Commerce and Economics and is a qualified Chartered Accountant & Anti-Money Laundering Specialists from The Institute of Chartered Accountants of India.

Guided by values of competency, professionalism, responsibility, accountability, and honesty, she believes in providing value-added services to her clients in making the best financial decisions possible.

She has been dedicatedly providing services as a practicing Chartered Accountant at Rakesh Doshi & Associates since past two decades. Her areas of specialisations are audit, tax, accounting and consultancy, litigation support, start-up, and corporate advisory services. Her vision is to transform the entire practice into a quality-driven industry.



Mr. Bhavya Doshi

Promoter & Director

A young finance enthusiast Mr. Bhavya Doshi brings in his shrewd financial wit with solid market cognition built from a rich experience. He is currently pursuing his CFA - Chartered Financial Analyst & Bachelors of Science in Economics & Finance from Bentley University, Massachusetts, United States of America.

At Bentley, he acts in the role of a Senior Analyst at the Bentley Investment Group where he has developed various models that provide competitive analysis of consumer sector companies. Prior to joining Bentley in his professional career he worked as a junior research analyst at Banyan Tree Advisors Pvt Ltd.

With his versatile knowledge gained through various certification from NSE Academics Certifications in Financial Markets (NCFM), Flame University Pune & Corporate Finance Institute Certification (CFIC) and cumulative practical experience as research analyst of over five years, he is assisting CA Rakesh Doshi in structuring creative portfolio for the clients at KRIIS.



Mr. Shridhar S Iyer

Chief Investment Officer

Mr. Shridhar's innate love for numbers, fascination with economics, and the ability to multitask are at the core of his excellent investment portfolio management skills. He has done his Masters in Commerce from University of Mumbai and Masters in Financial Management from Jamnalal Bajaj Institute of Management Studies, India. His strong background in fundamental research and stock picking makes him an invaluable asset for KRIIS.

He has the experience of handling niche and cyclical business, wealth creation studies, investment analysis of both large and mid-cap stocks across sectors, and setting up of research teams. He believes in building portfolios not by extreme diversification or buying at loss multiples but by building a reasonably diversified portfolio of high-quality business having a long-term competitive advantage in attractive and high-growth industries. He is also an Associate Member of The Institute of Cost and Works Accountants of India (ICWA).

Mr. Nikhil Chowdhary

Research Analyst

Qualified Chartered Accountant Mr. Nikhil Chowdhary is also a level 2 candidate of CFA who had always been enthralled in the world of stock market and finance. He lives by the saying "When passion and work is the same, there is hardly any scope for fatigue in work" and thereby decided to work at KRIIS.

He believes the only way to compound wealth in the market is to stick to great companies irrespective of the market cap. At KRIIS, he works on new ideas from report preparation to financial models and takes monthly follow-up of the portfolio companies with the channel partners to constantly check the volatility of the portfolio investment and take necessary measures accordingly.



CS Mansi Nagda

HOD - Legal & Compliance Officer

CS Mansi Nagda, a qualified Company Secretary from the Institute of Company Secretaries of India also holds a certificate of NISM-Series V-A: Mutual Fund Distributors who endeavours to achieve 3Ds viz. Dedication, Devotion, and Determination, always considers client's interest first.

With her rich experience of over 6 years in Corporate Laws, Securities Laws, Secretarial and legal matters she has achieved proficiency over Secretarial Compliance Audit, Legal Due Diligence, etc. At Kriis, she is in charge of legal and compliance duties ensuring adherence to relevant department legislation & regulations.

SERVICES OFFERED



PORTFOLIO MANAGEMENT SERVICE

Managing your portfolio comes with a lot of challenges. Portfolio planning & review is our flagship service where clients enjoy the advantage & expertise of a dedicated portfolio manager who has a hands-on approach to individual investment & long-term vision for each investor.



WEALTH MANAGEMENT & PLANNING

Choose your destination and we will draw the map. Careful planning and successful investing of your wealth can help you create wealth and preserve wealth. Through this offering we assist in successful wealth creation, preservation, protection and finally transmission to your future generations.



PRIVATE EQUITY

KRIIS is associated with entrepreneurs of multiple business ventures who ought to establish a compatible and scalable enterprise with grit and efficiency. With our expertise in identifying blooming opportunities in business and its management, we consolidate authentic investors with promising enterprises. We offer detailed solutions for private equity fund placement furthermore our team ceaselessly research and analyse business models to ensure value-creation on superior propositions with safer investment options.



360° FINANCIAL PLANNING

At your service Anytime, Anywhere.

KRIIS offers a 360° holistic approach on financial planning for individuals and corporations which combines investment advisory with statutory duties to ease financial responsibilities and achieve economic liberty.

Our services comprise of:

- Investment Management (Direct Equity, Mutual Funds, Real Estate)
- Wealth Management (Estate & Legacy Planning, Philanthropic Planning)
- Corporate Advisory, Tax Advisory & Litigation.



REAL ESTATE INVESTMENT

With a wide network of real estate projects and extensive experience in development and management of real estate property, we focus on compounding our clients wealth by determining the right real estate investment solutions for the right prospects.

Through integrated knowledge and collective expertise by specialists in the real estate world, we ensure prime recommendations for our clients including the legal proceedings, performance analysis, and fund administration on investment.



MUTUAL FUND ADVISORY

You are a beginner in investment and you wish to drive in Indian Equities to grow & protect funds then mutual fund investment would be the best option. Since portfolio management is our flagship service, we have inhouse specialised faculty to analyse and advise on best performing funds.

OUR PMS INVESTMENT PHILOSOPHY

Kriis Separating the Wheat from the Chaff

Universe of 5500 stocks

Research

Forensic checks
and capital
allocation checks

Channel
checks



15 stocks

The four investment principles have been intrinsic to our company since our inception and are embedded in the KRIIS culture. They represent both past and future—an enduring philosophy that guides us to make right investment decisions for our clients.

Simplicity

Simple businesses with sustainable long-term growth potential are the ones that create wealth. Our role at KRIIS is to look out for and identify businesses that generate positive free cash flows and provide ample growth opportunities in the future.

Competitive Moat

We constantly look out for companies that are gradually widening their moat and the foundation of the business has the ability to sustain technological disruptions. These moats can be in the form of strong brands, distribution networks, economies of scale, inherent cost advantages, or intellectual property rights.

Margin of Safety

We follow a principle of margin safety, factoring in growth and quality. In periods of extreme euphoria, we may stay in cash and invest in periods of extreme distress. We steadfastly follow the principle of “Be fearful when others are greedy and greedy when others are fearful”.

Corporate Governance

We invest in businesses with strong ethics and values. Moreover, we identify managements that are technologically competent and in their approach. In the long term, we believe stable returns are generated by management that demonstrates high integrity and passion.

Corporate Governance

Checks around Clean accounting, Board Composition, Transparency.

Score in the Past

Historical financial analysis, Capital allocation decision.

Promoter/Management Score

Is promoter a technocrat. Checks around his family background, successor, political links, his activities beyond work. We prefer family run businesses run professionally.

Quality of Business

Company's competitive position in the industry, its Moat, the barriers to entry in the business. These are analysed through SWOT analysis and Porter's five forces model.

Valuation

We prefer growth at reasonable valuation and are strong proponents of Free cash flow valuation model.

Strategy Construct

- **To benefit from long-term compounding of investments in Good Businesses that are managed by Prudent Leadership teams**
- **Period: Medium-term of 3-5 years or more, ideal for long-term investors**
- **Benchmark: NIFTY 500**
- **Allocation:** Large Caps: 40-60 %
Mid Caps : 20-40 %
Small Caps: 0-20 %
- **Number of stocks: Approx. 15-20 Stocks**
- **Scrip Allocation: Not more than 10% in a stock**
- **Sector Limit: 20% in a sector**

SELECT EXAMPLES OF WINNING PICKS & RATIONALE

Case Study 1: Manorama Industries 6x returns



Manorama Industries has a monopoly in the manufacture of Cocoa butter equivalent from the Sal/Mango seeds.

It has applications in the Chocolates and cosmetic industries.

Few products where is used is KinderJoy, 5 Star, Garnier, Bodyshop.

It has long standing relation with Ferrero, Body Shop, Loreal, Mitsui, Mondelez.

There are strong entry barriers to replicate the supply chain Manorama has created. Also since the products are Jointly developed difficult to break in the customer base of Manorama.

Case Study 2: Tata Elxsi 10x returns.



A digital behemoth and a beneficiary of EV and digitization Megatrend.

It is the best player for the digitization in the automotive (Connected, autonomous and electric vehicle), broadcasting and communication (Amazon, Netflix, Hotstar), and Healthcare (Telemedicine) space.

The share price growth is due to the acceleration of earnings.

Tata Elxsi Full year PAT in 2016 was 155 crores.
Tata Elxsi Latest 3 months PAT was 151 crores.

OUR PMS PERFORMANCE

KRIIS's consistent performance culture is what enables us to stay ahead of client's needs. It challenges us to be forward visionaries, problem solvers, and innovators.

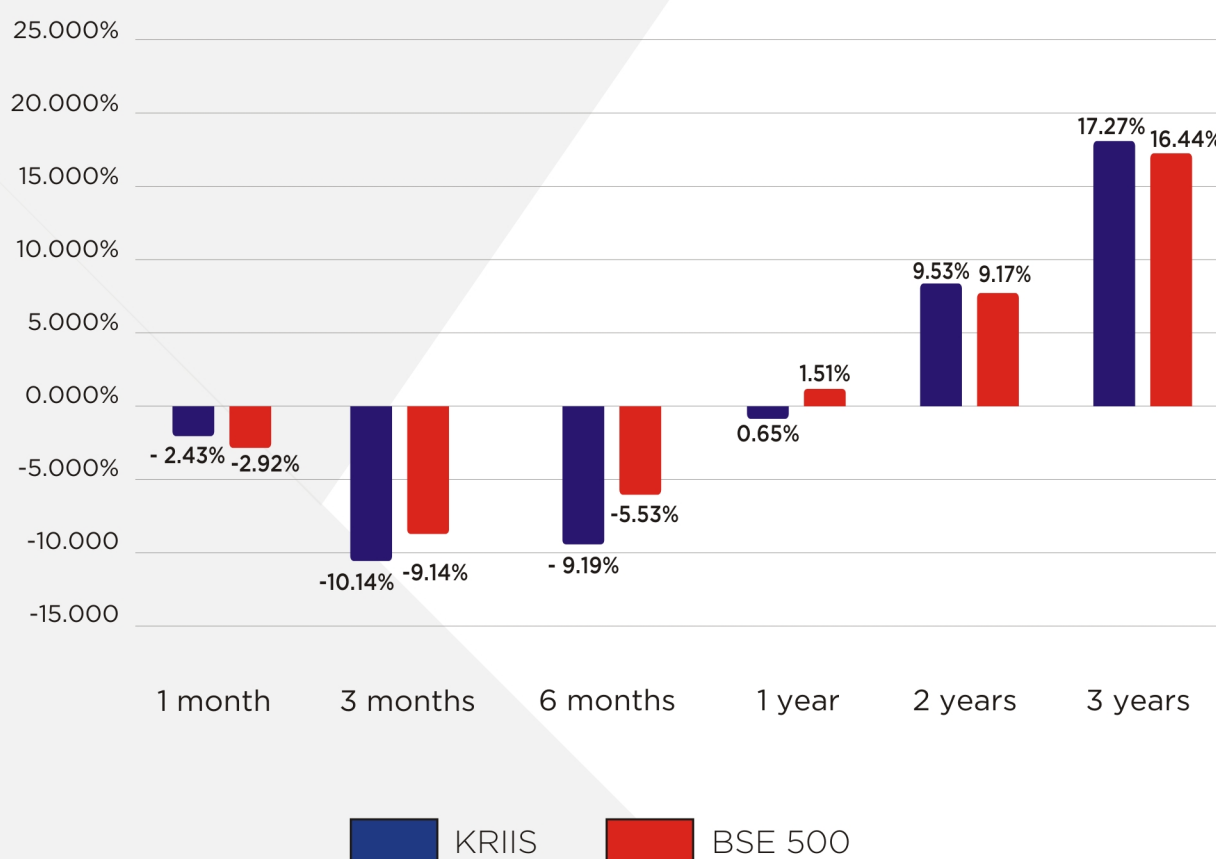
Superior performance is an important goal, but how a company attains that goal is just as important. At KRIIS, our focus on the long term needs of our clients requires us to take a disciplined approach to manage their assets. And this discipline means we never take on undue risks with our investors' money or compromise our integrity for short-term profit. Instead, we design and administer enduring, high quality investments that can generate superior, sustained performance over time.

Our focus on the long term leads to robust results.

KRIIS offers Portfolio with zero fixed fees and with zero entry load/exit load.

Hurdle Rate = 5% and Performance Rate = 20%* High water mark applies for performance fees | Minimum Investment : INR 50 lacs.

PERFORMANCE UPDATE (AS ON 28th February 2023)



KRIIS (Multicap Advantage) PMS: Benchmark for Multicap is BSE 500. Inception date is 9th May, 2019; all returns are based on Time Weighted Rate of Return Method (TWRR) and are net of fees and expenses including taxes; returns over 1 year period are annualised and other time periods are absolute. Performance-related information provided here is as per our model portfolio and not verified by SEBI. Source: KRIIS

PERSISTENT RANKING AS ONE OF THE TOP PERFORMING PMS

KRIIS PERFORMANCE OVER THE YEAR

PMS AIF WORLD High Performance Investing													PMS AIF WORLD High Performance Investing												
Top 10 Portfolios In Each Peer Group (Data as of 31 st January 2023)													Top 10 Portfolios In Each Peer Group (Data as of 31 st December 2022)												
Peer Group 7: Special Peer Group													Peer Group 7: Special Peer Group												
Company	Strategy	AUM(Cr)	1M	3M	6M	1Y	2Y	3Y	5Y	10Y	SI	Category	Company	Strategy	AUM(Cr)	1M	3M	6M	1Y	2Y	3Y	5Y	10Y	SI	Category
Right Horizons	Under Served	-	-3.8%	-1.6%	0.8%	13.5%	45.0%	34.5%	16.7%	19.2%	17.7%	Small Cap	Right Horizons	Under Served	-	-3.9%	4.0%	12.7%	17.9%	50.5%	38.8%	17.8%	19.1%	18.2%	Small Cap
Master Portfolio	MPSL-Vallum India Discovery	468.4	-1.9%	-2.3%	2.5%	-3.8%	26.6%	27.8%	11.3%	27.4%	25.9%	Mid Cap	Care	Growth Plus Value	534	-0.6%	2.0%	9.9%	3.0%	34.3%	32.3%	4.7%	22.1%	20.8%	Mid & Small
Care	Growth Plus Value	522	-2.3%	-2.8%	1.2%	-2.3%	32.4%	30.4%	5.1%	22.4%	20.4%	Mid & Small	Narnolia	Multicap	345	-3.1%	2.6%	10.7%	-2.8%	16.9%	21.3%	13.7%	18.8%	19.4%	Multicap
Narnolia	Multicap	340	-3.1%	-3.5%	-0.9%	-7.1%	15.1%	19.1%	12.6%	18.5%	18.9%	Multicap	Kotak	Small & Mid cap	32	-3.0%	1.8%	10.9%	-3.7%	23.9%	26.1%	6.9%	15.4%	16.5%	Mid & Small
Sundaram	Voyager	264	-5.8%	-7.9%	-4.2%	-11.4%	13.6%	14.8%	11.5%	19.7%	18.8%	Multi Cap	Sundaram	Voyager	281	-2.6%	-1.6%	11.4%	-7.0%	15.0%	20.6%	12.2%	20.1%	19.6%	Multi Cap
Sundaram	Rising Stars	80	-2.1%	-6.7%	2.8%	-2.1%	24.1%	17.2%	5.3%	17.3%	14.3%	Small Cap	Right Horizons	Flexi Cap	173.9	-3.5%	1.3%	16.3%	-2.5%	22.8%	23.1%	11.7%	14.6%	13.0%	Multi Cap
Green Lantern	Growth Fund	-	-2.0%	0.2%	8.2%	12.8%	46.0%	37.4%	15.4%	-	13.7%	Multi Cap	Sundaram	Rising Stars	82	-2.8%	-4.8%	14.6%	-0.2%	24.3%	20.6%	4.8%	16.9%	14.5%	Small Cap
Invasset	Growth Fund	56.18	-1.2%	-4.2%	0.7%	3.3%	20.5%	22.7%	-	-	23.4%	Multi Cap	Green	Super 30	22.12	3.8%	11.6%	25.0%	6.5%	55.5%	34.3%	-	-	31.0%	Multi Cap
KRIIS	Multi Cap Advantage	93	-5.1%	-11.1%	-14.5%	-17.9%	18.6%	20.3%	-	-	26.8%	Multi Cap	KRIIS	Multi Cap Advantage	93	-5.2%	-7.5%	-0.2%	-13.5%	24.6%	25.7%	-	-	29.4%	Multi Cap
ICICI	Value	87.9	-1.9%	6.8%	18.2%	15.4%	26.5%	19.5%	-	-	16.9%	Multi Cap	Estee	Long Alpha	23.92	-2.4%	0.8%	15.4%	-5.1%	21.4%	28.5%	-	-	18.0%	Multi Cap
PMS AIF WORLD High Performance Investing													PMS AIF WORLD High Performance Investing												
Top 10 Portfolios In Each Peer Group (Data as of 30 th November 2022)													Top 10 Portfolios In Each Peer Group (Data as of 31 st October 2022)												
Peer Group 7: Special Peer Group													Peer Group 7: Special Peer Group												
Company	Strategy	AUM(Cr)	1M	3M	6M	1Y	2Y	3Y	5Y	10Y	SI	Category	Company	Strategy	AUM(Cr)	1M	3M	6M	1Y	2Y	3Y	5Y	10Y	SI	Category
Right Horizons	Under Served	-	6.5%	2.4%	16.6%	32.5%	56.6%	41.1%	20.0%	19.8%	18.7%	Small Cap	Right Horizons	Under Served	-	1.7%	2.4%	1.5%	14.1%	60.7%	37.7%	18.6%	19.8%	18.2%	Small Cap
Master Portfolio	MPSL Vallum India Discovery	534.88	3.1%	3.5%	12.4%	5.8%	36.4%	32.5%	13.0%	28.8%	26.9%	Mid & Small	Care	Growth Plus Value	537	2.4%	4.1%	-6.7%	3.1%	45.5%	31.7%	6.3%	23.3%	21.2%	Mid & Small
Care	Growth Plus Value	538	0.2%	-1.2%	2.2%	9.4%	39.2%	34.4%	4.9%	21.5%	21.1%	Mid & Small	Master Portfolio	MPSL Vallum India Discovery	523.46	-0.8%	-2.5%	-6.5%	-10.2%	31.1%	26.1%	10.3%	27.5%	25.5%	Mid & Small
Narnolia	Multicap	348	2.8%	2.7%	7.9%	3.3%	23.6%	22.7%	15.1%	19.5%	19.9%	Multi Cap	Centrum	Multibagger	-	2.0%	4.5%	-2.3%	0.2%	33.4%	30.4%	16.9%	19.6%	19.2%	Multi Cap
Sundaram	Voyager	290	0.4%	-1.2%	6.5%	-3.1%	20.4%	22.2%	14.0%	20.5%	20.1%	Multi Cap	Sundaram	Voyager	289	0.6%	4.0%	-0.8%	-7.4%	27.4%	22.4%	14.6%	20.5%	20.2%	Multi Cap
Sundaram	Rising Stars	87	-2.0%	-1.2%	11.9%	7.7%	28.8%	21.2%	7.1%	17.3%	14.9%	Small Cap	Narnolia	Multicap	333	3.1%	2.8%	3.1%	-0.1%	27.2%	22.3%	15.0%	19.7%	19.8%	Mid & Small
Centrum	Microcap	-	0.2%	0.2%	11.3%	13.6%	31.8%	30.9%	13.4%	-	15.6%	Small Cap	Sundaram	Rising Stars	89	-0.1%	10.2%	6.9%	9.0%	37.2%	22.5%	7.8%	17.9%	15.2%	Small Cap
Right Horizons	Flexi Cap	175	3.5%	2.8%	12.4%	5.5%	30.1%	24.7%	13.3%	-	13.5%	Multi Cap	Green Lantern Capital LLP	Growth Fund	-	1.4%	8.0%	13.8%	17.9%	65.4%	37.9%	-	-	14.4%	Mid & Small
KRIIS	Multi Cap Advantage	93	-1.2%	-8.8%	-1.9%	-9.1%	32.5%	29.9%	-	-	31.9%	Multi Cap	KRIIS	Multi Cap Advantage	93	-0.8%	-3.4%	-2.3%	-6.3%	37.3%	30.7%	-	-	33.8%	Multi Cap
Estee	Long Alpha	26.15	3.0%	3.8%	11.2%	1.7%	26.4%	30.3%	-	-	19.0%	Multi Cap	Estee	Long Alpha	22.4	0.2%	4.9%	-2.1%	0.4%	27.0%	28.6%	-	-	18.6%	Multi Cap
PMS AIF WORLD High Performance Investing													PMS AIF WORLD High Performance Investing												
Top 10 Portfolios In Each Peer Group (Data as of 30 th September 2022)													Top 10 Portfolios In Each Peer Group (Data as of 31 st August 2022)												
Peer Group 7: Special Peer Group													Peer Group 4: Two Year Plus Peer Group												
Company	Strategy	AUM(Cr)	1M	3M	6M	1Y	2Y	3Y	5Y	10Y	SI	Category	Company	Strategy	AUM(Cr)	1M	3M	6M	1Y	2Y	3Y	5Y	SI	Category	Fund Manager
Right Horizons	Under Served	-	-5.4%	8.4%	5.0%	12.0%	55.2%	35.3%	19.2%	19.7%	18.2%	Small Cap	ICICI	PIPE	816.1	5.6%	12.1%	15.5%	19.4%	41.8%	-	-	28.9%	Small Cap	Anand Shah
Care	Growth Plus Value	523	-3.7%	7.8%	-8.3%	-2.5%	42.6%	29.1%	7.6%	23.4%	21.1%	Mid & Small	KRIIS	Multi Cap Advantage	92	3.1%	7.3%	10.4%	4.1%	43.0%	-	-	38.5%	Multi Cap	Rakesh Doshi
Sundaram	Voyager	288	-2.3%	13.2%	-3.5%	-5.0%	28.2%	23.8%	15.8%	20.7%	20.3%	Multi Cap	Invasset	Growth	51.24	11.7%	15.6%	14.4%	4.5%	45.6%	-	-	32.6%	Multi Cap	Rajnish Garg
Sundaram	Rising Stars	91	0.9%	20.4%	6.3%	14.0%	37.4%	23.0%	9.0%	18.4%	15.3%	Small Cap	Abakus	Emerging Opportunities Approach	-	2.1%	4.0%	-0.7%	-1.6%	41.7%	-	-	39.6%	Mid & Small	Sunil Singhania
Narnolia	Multicap	299	-3.0%	7.9%	-4.0%	-1.8%	26.2%	21.4%	15.5%	19.2%	19.6%	Multi Cap	First Global	50	-	3.4%	7.4%	1.5%	-1.5%	28.8%	-	-	28.9%	Multi Cap	Devina Mehra
TATA	Emerging Opportunities	-	1.2%	16.4%	5.0%	4.4%	25.8%	17.0%	12.3%	15.9%	11.2%	Mid & Small	Helios	India Rising	667.61	3.8%	8.4%	3.7%	-1.1%	24.5%	-	-	26.9%	Multi Cap	Dinshaw Irani
Centrum	Microcap	-	-1.1%	14.0%	8.1%	11.4%	40.6%	30.5%	15.4%	-	15.8%	Small Cap	SMC	Growth	68.5	3.1%	7.8%	8.9%	3.1%	26.7%	-	-	15.3%	Multi Cap	Ayush Aggarwal
Sykes & Ray Equities	SRE Shield	22.57	-3.9%	8.7%	1.1%	-0.2%	32.2%	40.2%	-	-	47.2%	Multi Cap	Alchemy	Ascent	437	3.8%	2.5%	-4.9%	-7.5%	34.7%	-	-	16.9%	Multi Cap	Hiren Ved
KRIIS	Multi Cap Advantage	93	-5.5%	8.0%	-1.9%	-5.4%	37.7%	36.6%	-	-	35.2%	Multi Cap	Upside AI	250	-	5.2%	7.8%	9.0%	2.6%	21.8%	-	-	18.5%	Large & Mid	Kanika Agarwal
Estee	Long Alpha	22.4	0.4%	14.3%	-2.6%	-0.3%	25.4%	31.4%	-	-	18.9%	Multi Cap	Axis	Core & Satellite	90	4.8%	10.9%	7.4%	1.6%	21.4%	-	-	13.1%	Multi Cap	Jinesh Goani

Returns are pre fees and expenses

Source : PMS AIF WORLD

KRIIS PERFORMANCE OVER THE YEAR



PMS AIF WORLD

High Performance Investing

Top 10 Portfolios In Each Peer Group (Data as of 31st July 2022)

Peer Group 4: Two Year Plus Peer Group													
Company	Strategy	AUM(Cr)	1M	3M	6M	1Y	2Y	3Y	5Y	SI	Category	Fund Manager	
KRIIS	Multi Cap Advantage	90	10.9%	0.9%	-4.2%	1.6%	48.0%	-	-	38.4%	Multi Cap	Rakesh Doshi	
ICICI	PIPE	756	10.8%	-1.2%	5.5%	5.9%	46.8%	-	-	27.5%	Small Cap	Anand Shah	
Marcellus	Little Champs	939	10.3%	-0.1%	-2.8%	-0.6%	35.7%	-	-	31.1%	Small Cap	Ashvin Shetty	
Invasset	Growth	50.07	11.2%	-4.8%	2.6%	-5.9%	43.4%	-	-	28.2%	Multi Cap	Rajnish Garg	
First Global	50	-	7.7%	-2.6%	-7.4%	-2.7%	31.7%	-	-	28.4%	Multi Cap	Devina Mehra	
Helios	India Rising	624.89	10.0%	0.3%	-4.3%	1.6%	23.8%	-	-	25.9%	Multi Cap	Dinshaw Irani	
SMC	Growth	67.4	9.5%	1.4%	-2.2%	4.0%	29.4%	-	-	14.5%	Multi Cap	Ayush Aggarwal	
Alchemy	Ascent	421	8.7%	-10.7%	-12.7%	-9.4%	36.0%	-	-	16.0%	Multi Cap	Hiren Ved	
Motilal	Focused Mid Cap	307	7.1%	-11.9%	-14.9%	-13.8%	26.9%	-	-	24.7%	Mid & Small	Rakesh Tarway	
Axis	Core & Satellite	87	10.7%	1.5%	-0.7%	3.3%	22.5%	-	-	11.6%	Multi Cap	Jinesh Gopani	




PMS AIF WORLD

High Performance Investing

Top 10 Portfolios In Each Peer Group (Data as of 30th June 2022)

Peer Group 4: Two Year Plus Peer Group												Fund Manager
Company	Strategy	AUM(Cr)	1M	3M	6M	1Y	2Y	3Y	5Y	SI	Category	
KRIIS	Multi Cap Advantage	90	-6.2%	-9.5%	-13.6%	0.8%	43.5%	-	-	34.9%	Multi Cap	Rakesh Doshi
ICICI	PIPE	676.1	-4.2%	-8.6%	-0.9%	8.3%	42.4%	-	-	23.8%	Small Cap	Anand Shah
First Global	The India Super 50	-	-3.4%	-11.2%	-16.0%	-3.8%	32.5%	-	-	25.5%	Multi Cap	Devina Mehra
Helios	India Rising	558.07	-5.1%	-10.9%	-16.2%	-5.1%	22.9%	-	-	21.9%	Multi Cap	Dinshaw Irani
Alchemy	Ascent	391	-9.1%	-19.9%	-21.1%	-8.6%	33.2%	-	-	13.1%	Multi Cap	Hiren Ved
Motilal	Focused Mid Cap	281	-6.7%	-18.6%	-24.0%	-15.4%	29.0%	-	-	22.2%	Mid & Small	Rakesh Tarway
SMC Global	Growth	58.8	-4.5%	-5.6%	-10.2%	-3.8%	27.0%	-	-	11.3%	Multi Cap	Ayush Aggarwal
Upside AI	250	-	-6.2%	-7.6%	-12.9%	-6.4%	23.3%	-	-	13.3%	Large Cap	Kanika Aggarwal
Axis AMC	Core & Satellite	78.7	-4.4%	-9.4%	-12.0%	-4.6%	18.8%	-	-	7.7%	Multi Cap	Jinesh Gopani
Upside AI	Flexicap	-	-9.7%	-13.9%	-25.0%	-28.7%	14.1%	-	-	8.2%	Multi Cap	Kanika Aggarwal



PMS AIF WORLD

High Performance Investing

Top 10 Portfolios In Each Peer Group (Data as of 31st May 2022)

Peer Group 4: Two Year Plus Peer Group												Fund Manager
Company	Strategy	AUM(Cr)	1M	3M	6M	1Y	2Y	3Y	5Y	SI	Category	
KRIIS	Multi Cap Advantage	90	-3.1%	2.9%	-7.4%	23.4%	58.3%	-	-	39.0%	Multi Cap	Rakesh Doshi
ICICI	PIPE	684.8	-6.9%	3.0%	2.1%	21.0%	55.6%	-	-	26.6%	Small Cap	Anand Shah
Upside AI	Multicap	-	3.8%	-3.0%	-4.9%	24.7%	32.2%	-	-	23.4%	Multi Cap	Kanika Aggarwal
Marcellus	Little Champs	883	-4.6%	0.6%	-6.4%	3.8%	42.5%	-	-	31.0%	Small Cap	Ashvin Shetty
First Global	India Super 50	-	-6.3%	-5.5%	-10.1%	4.9%	37.1%	-	-	28.5%	Multi Cap	Devina Mehra
Motilal	Focused Mid Cap	297	-11.9%	-8.6%	-13.9%	0.4%	40.8%	-	-	26.6%	Mid & Small	Rakesh Tarway
Alchemy	Ascent	426	-9.7%	-7.2%	-9.0%	1.0%	41.5%	-	-	17.6%	Multi Cap	Hiren Ved
Helios	India Rising	559.58	-4.0%	-4.4%	-8.5%	4.6%	28.3%	-	-	25.7%	Multi Cap	Dinshaw Irani
Lake Water Advisors	Lake Water	-	-9.5%	-10.1%	-17.1%	-3.3%	40.7%	-	-	14.4%	Multi Cap	Pankaj Singhania
Carnelian	Capital Compounder	-	-4.2%	-3.9%	-12.2%	1.7%	27.3%	-	-	14.8%	Multi Cap	Manoj Bahety




PMS AIF WORLD

High Performance Investing

Top 10 Portfolios In Each Peer Group (Data as of 30th April 2022)

Peer Group 4: Two Year Plus Peer Group												Fund Manager
Company	Strategy	AUM(Cr)	1M	3M	6M	1Y	2Y	3Y	5Y	SI	Category	
KRIIS	Multi Cap Advantage	90	-0.5%	-5.0%	-4.9%	38.9%	60.6%	-	-	41.8%	Multi Cap	Rakesh Doshi
ICICI	PIPE	716.6	2.5%	6.8%	6.4%	43.2%	59.7%	-	-	31.0%	Small Cap	Anand Shah
Motilal	Focused Mid Cap	324	-1.0%	-3.5%	-3.7%	23.4%	49.1%	-	-	34.7%	Mid Cap	Rakesh Tatway
Marcellus	Little Champs	877	3.4%	-2.7%	-2.5%	16.1%	43.1%	-	-	34.5%	Small Cap	Ashvin Shetty
First Global	The India Super 50	-	-1.9%	-5.0%	-4.4%	18.1%	38.4%	-	-	33.6%	Multi Cap	Devina Mehra
Alchemy	Ascent	467	-2.5%	-2.2%	0.7%	17.0%	48.6%	-	-	22.8%	Multi Cap	Hiren Ved
Lake Water	Lake Water PMS	-	-2.8%	-6.1%	-11.5%	8.6%	43.3%	-	-	19.0%	Multi Cap	Pankaj Singhania
Upside AI	250	-	0.9%	-2.1%	-5.3%	17.5%	33.6%	-	-	18.8%	Large Cap	Kanika Agarrwal
Carnelian	Capital Compounder	-	-0.7%	-6.7%	-10.0%	15.2%	29.1%	-	-	17.0%	Multi Cap	Manoj Bahety
Axis	Core & Satellite	89	-1.2%	-2.2%	-7.1%	10.4%	25.9%	-	-	12.2%	Multi Cap	Jinesh Gopani



PMS AIF WORLD

High Performance Investing

Top 10 Portfolios In Each Peer Group (Data as of 31st March 2022)

Peer Group 4: Two Year Plus Peer Group													Fund Manager
Company	Strategy	AUM(Cr)	1M	3M	6M	1Y	2Y	3Y	5Y	SI	Category		
ICICI	PIPE	716.6	8.1%	8.5%	6.5%	42.9%	67.6%	-	-	30.9%	Small Cap	Anand Shah	
KRIIS	Multi Cap Advantage	90	6.6%	-4.6%	-3.5%	48.5%	71.0%	-	-	43.5%	Multi Cap	Rakesh Doshi	
Centrum	Good To Great	-	4.6%	-6.9%	3.7%	27.7%	65.1%	-	-	31.6%	Mid & Small	Abhishek Anand	
Motilal	Focused Mid Cap	315	4.7%	-6.6%	-4.8%	26.7%	60.4%	-	-	36.8%	Mid & Small	Rakesh Tarway	
Alchemy	Ascent	469	5.3%	-1.5%	1.7%	32.6%	52.7%	-	-	24.8%	Multi Cap	Hiren Ved	
Marcellus	Little Champs	716.61	1.9%	-8.7%	-3.3%	20.7%	52.4%	-	-	34.0%	Small Cap	Ashvin Shetty	
White OAK	India Pioneers	7255	3.2%	-3.3%	-1.7%	21.9%	46.3%	-	-	23.4%	Multi Cap	Team White Oak	
Lake Water	Lake Water	-	2.2%	-8.7%	-9.4%	22.1%	51.7%	-	-	20.8%	Multi Cap	Pankaj Singhania	
Helios	India Rising	515.83	1.9%	-5.9%	-4.1%	17.9%	32.8%	-	-	32.1%	Multi Cap	Dinshaw Irani	
Piper Serica	Leader Portfolio	404	2.5%	-8.9%	-10.2%	15.1%	38.1%	-	-	20.5%	Multi Cap	Abhay Aarwal	



PMS AIF WORLD

Top 10 Portfolios In Each Peer Group (Data as of 28th February 2022)

Peer Group 4: Two Year Plus Peer Group												Fund Manager
Company	Strategy	AUM(Cr)	1M	3M	6M	1Y	2Y	3Y	5Y	SI	Category	
Sage One	Small Cap	560	-9.3%	-5.7%	0.3%	43.2%	53.9%	-	-	38.7%	Small Cap	Samit Vartak
KRIIS	Multi Cap Advantage	88.5	-10.5%	-9.9%	-5.7%	38.6%	40.5%	-	-	49.5%	Multi Cap	Rakesh Doshi
Right Horizons	Super Value	-	-6.4%	-5.2%	8.0%	32.7%	37.8%	-	-	24.9%	Multi Cap	Anil Rego
ICICI	PIPE	642.5	-3.6%	-1.0%	3.4%	31.5%	35.5%	-	-	28.1%	Mid & Small	Anand Shah
Wize Market Analytics	Capital Mind-Momentum	346.69	-5.7%	-4.6%	-5.7%	28.6%	41.7%	-	-	29.7%	Multi Cap	Anoop Vijaykumar
Motilal Oswal	Focused Mid Cap	286	-6.9%	-5.8%	-5.7%	20.2%	37.0%	-	-	35.5%	Mid & Small	Rakesh Tarway
Alchemy	Ascent	435	-4.8%	-1.9%	-2.7%	36.2%	25.4%	-	-	23.2%	Mid & Small	Hiren Ved
Marcellus	Little Champs	698	-7.6%	-6.9%	-1.7%	20.1%	29.8%	-	-	34.3%	Mid & Small	Ashvin Shetty
White OAK	Pioneers	6801	-2.6%	-3.3%	-3.5%	22.7%	26.9%	-	-	22.8%	Multi Cap	Team White Oak
Upside AI	250	-	-5.6%	-9.8%	-5.9%	17.3%	22.1%	-	-	18.4%	Mid Cap	Kanika Aggarwal

Returns are pre fees and expenses

Source : PMS AIF WORLD

DISCLAIMER

- This Presentation is proprietary in nature and its copyright vests in KRIIS-The Portfolio Management Company. This presentation is intended for illustration and information purposes for the intended user only. Further, the contents of this presentation are provisional and may be subject to change.
- This Presentation is produced solely to the specified recipient for the purposes of its internal review. This presentation is not to be adapted, reproduced, modified, abridged in whole or in part, stored in a retrieved system, or transmitted, or transferred to any third parties in any form or by any means electronic, mechanical or otherwise other than for the purpose of its internal review. Any unauthorized use, duplication or disclosure of this presentation is prohibited by law.
- This Presentation is subject to more detailed information specified in the disclosure document and client service agreement. The investment decision making process/services of KRIIS may vary from client to client depending on various factors like financial goals, investment objectives, risk profile etc of each client. Investors must carefully read and agree to the contents of the disclosure document and client service agreement, including all risks highlighted therein, nature of services to be offered by the Portfolio Manager etc prior to making any investment decision. Before making an investment, each potential investor should make its independent assessment and inquiries and not take any decision in relation to its portfolio of funds solely based on the information and contents of this presentation.
- Certain information included in this presentation is based on information obtained from sources considered to be reliable, however, the accuracy of such information cannot be guaranteed and further such information may be incomplete or condensed. No liability is assumed for the relevance, accuracy or completeness of the contents of this presentation.
- Investments in Securities are subject to market risks and there is no assurance or guarantee that, the objectives of the Portfolio Management Service ('PMS') will be achieved and/or regarding profit and/or against loss resulting from the investment/divestments and/or investing/divesting in the strategy of the Portfolio Manager. These risks could be security specific or market specific and arising from company, industry, economic factors (both domestic and global), political factors, regulatory factors, external risks etc. This could result in volatility in short term performance or even permanent loss of capital in some instances. The investment objective, investment strategy and the asset allocation may differ from client to client.
- Though the investments of KRIIS Multicap Advantage will be diversified across companies and industry sectors, the risks arising out of non-diversification are above average volatility of the portfolio and even permanent loss of capital in some instances.
- As with any investment in securities, the portfolio values under the PMS can go up or down depending on the factors and forces affecting the capital markets. Investment decisions made by the Portfolio Manager may not always be profitable.
- Past performance of the Promoters/ Principal Officer/Portfolio Manager at KRIIS is not indicative of the future performance of the PMS.
- The Portfolio Manager would be engaging the services of third parties with respect to the PMS to be rendered to its client(s). The Portfolio Manager is not responsible or liable for any loss resulting from omission, fraud, negligence, willful misconduct or breach etc of such third parties and/or the operation of the PMS.
- In view of the individual nature of tax consequences, each investor is advised to consult her/his/its own professional tax advisor. Investors are advised to consult their legal, tax, investment and other professional advisors to determine possible legal, tax, financial or other considerations of investing /divesting under the PMS.



022 2565 5808
info@kriis.in
www.kriis.in

KRIIS Portfolio Private Limited
Office No.606, R-Square, LBS Marg,
Mulund - W, Mumbai - 400 080.

@Kriispm

